



RYDANZ
Driven By Technology

www.durattigroup.com

Duratti

Duratti Rubber Corporation Co., Ltd.

Add: Nao Shan Economic Development Zone, QingZhou, Shandong Pro. China

Tel:+86-536-3257777

Fax:+86-536-3851111

Import & Export Department

Add: 14-D Sunshine Tower B, No. 61 HongKong Middle Road, Qingdao, China

Tel:+86-532-85606333

Fax:+86-532-85606673

Email:duratti@durattigroup.com





RYDANZ
Driven By Technology



Duratti

ABOUT US



Duratti Rubber Corporation Co., Ltd was established in 2011, with a total investment of USD 468 million, covering a total area of 1,000,000 square meters. The factory is designed for an annual production capacity of 15 million units of Passenger Car Radial tires.

The company commits itself to be a professional and competitive tyre company. It invests in the top of the range research and production equipments from Netherlands, Germany, Italy, United State and Japan. The company also implements advanced technology for its tyre production and management. The company dedicates itself in research and marketing. The company believes in its customers and takes the after sales service very seriously. Customers' satisfaction is its most important goal.

The company's mission is to bring high-quality and competitive products to our customers with Integrity, Honesty and Creativity through extensive planning and teamwork.




DRIVEN BY TECHNOLOGY

— **BEST CHOICE** —

- No joint winding cap ply technology for all products;
- Green oil for all products;
- USD 5000,000 PLI worldwide;
- Winter tyre foaming rubber technology;
- Original tyre pattern patent

— **GUARANTEED** —

100%



ADVANCED EQUIPMENT

- Japan's Kobe Steel Advanced Mixer
- Germany TROESTER Extruder
- Holland VMI Bead Filler Auto Fit Machine
- Guangzhou Julun Hydraulic Curing Press
- Italy COMERIO ERCOLE Calender
- Holland VMI Small Angle Wire Cutting Machine
- Holland VMI 245 One-stage Building Machine
- US MICROPOISE Uniformity Balancing Test Machine

QUALITY ASSURANCE SYSTEM

World-class brand of tire quality assurance system

TS16949 quality system:strictly to the SO/TS16949 requirements for the establishment of quality assurance system;

Adopting PDM:PDM Enterprise is the efficient management of product data and product development process tool.

PDM system to ensure that the design,manufacture the required data and information,and to support and maintain the product design and production;

ERP production system:the introduction of the ERP system,full use of resources,to ensure that products can be traced back type;

Bar code system:bar code identification technology production processes,logistics management into the ERP system.

RPRODUCT POSITIONING



CORE TECHNOLOGY

PPA(Pattern Performance Analysis)


Using the top "PPA" simulation technology to calculate noise to ensure low noise.



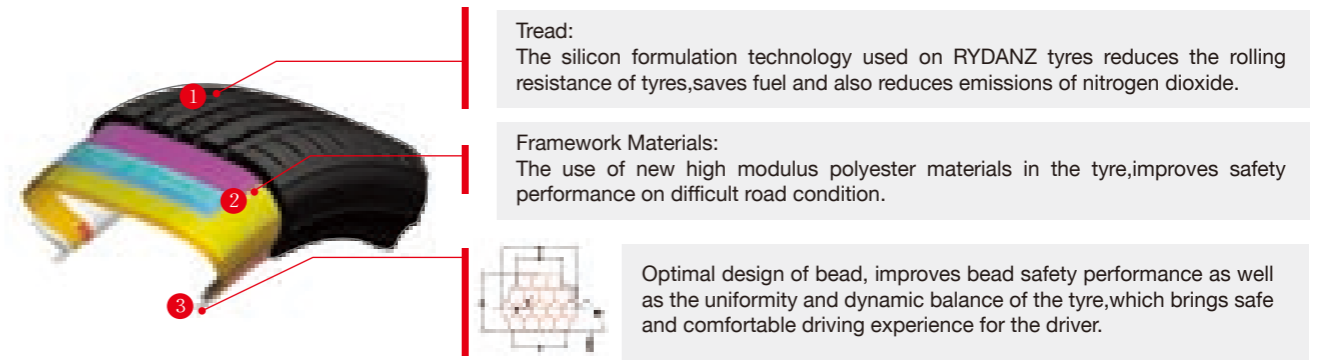
FEA(Finite Element Analysis)

The best bead curve:

Adopting the world-class bead curve design technology to ensure reasonable contact pressure between tyre and rim,so that effectively solve technical problems such as tyre slip,assembly difficulty and air leakage.



Application of new materials provides safe and comfortable driving experience





ROADSTER R02

SERIES



ROADSTER R02



UHP

PRODUCT SUMMARY

ROADSTER R02 features asymmetric tread pattern that help to promote a rapid water displacement, the smooth variable dimensions tread assist to reduce noise level, with enhanced compounding it provides excellent traction for both wet and dry road surface.

DESIGN FEATURES

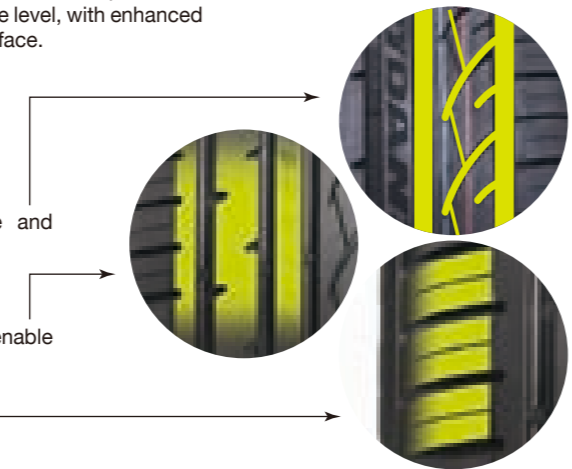
INSIDE

Large-angle inside tread groove design provides effective drainage and sufficient wet safety performance.

OUTSIDE

Being the source of power, continuous ribs in the center and outside enable excellent handling and grip.

Dense shoulder design guarantees safe and comfortable driving.



Series	SIZE	Load Index	Speed	Section Width	Overall Diameter	UTQG	NOTE
55	195/55R15	85	V	201	595	380 A A	
	195/55ZR16	91 XL	W	201	620	380 A A	★
	205/55ZR16	94 XL	W	214	632	380 A A	
	215/55ZR16	97 XL	W	226	642	380 A A	
	225/55ZR16	99 XL	W	233	654	380 A A	
	215/55ZR17	98 XL	W	226	668	380 A A	
	225/55ZR17	101 XL	W	233	680	380 A A	
	235/55R17	99	V	245	690	380 A A	
50	195/50R15	82	V	201	577	380 A A	
	205/50ZR16	91 XL	W	214	612	380 A A	
	205/50ZR17	93 XL	W	214	638	380 A A	
	215/50R17	91	V	226	648	380 A A	
	225/50ZR17	98 XL	W	233	658	380 A A	
	235/50ZR17	100 XL	W	245	668	380 A A	
	245/50ZR18	104 XL	W	253	703	380 A A	
	235/50ZR19	103 XL	W	245	719	380 A A	
45	195/45R15	82 XL	V	195	557	380 A A	★
	205/45ZR16	87 XL	W	206	590	380 A A	
	195/45R17	85 XL	H	195	608	380 A A	★
	205/45ZR17	88 XL	W	206	616	380 A A	
	215/45ZR17	91 XL	W	213	626	380 A A	
	225/45ZR17	94 XL	W	225	634	380 A A	
	235/45ZR17	97 XL	W	236	644	380 A A	
	245/45ZR17	95	W	243	652	380 A A	
	255/45ZR17	98	W	255	662	380 A A	
	225/45ZR18	95 XL	W	225	659	380 A A	
	235/45ZR18	98 XL	W	236	669	380 A A	
	245/45ZR18	100 XL	W	243	667	380 A A	
255/45ZR18	103 XL	W	255	687	380 A A		
255/45ZR19	104 XL	W	255	713	380 A A		
255/45ZR20	105 XL	W	255	738	380 A A		

Series	SIZE	Load Index	Speed	Section Width	Overall Diameter	UTQG	NOTE
40	195/40ZR17	81 XL	W	200	588	380 A A	★
	205/40ZR17	84 XL	W	212	596	380 A A	
	225/40ZR18	92 XL	W	230	637	380 A A	
	235/40ZR18	95 XL	W	241	645	380 A A	
	245/40ZR18	93	Y	248	653	380 A A	
	255/40ZR18	99 XL	Y	260	661	380 A A	
	245/40ZR19	98 XL	Y	248	679	380 A A	
	245/40ZR20	99 XL	W	248	704	380 A A	
	255/40ZR20	101 XL	W	260	712	380 A A	
	35	215/35ZR18	84 XL	W	218	607	380 A A
255/35ZR18		94 XL	W	260	635	380 A A	
215/35ZR19		85 XL	W	218	633	380 A A	★
225/35ZR19		88 XL	W	230	641	380 A A	
235/35ZR19		91 XL	W	241	647	380 A A	
245/35ZR19		93 XL	W	248	655	380 A A	
255/35ZR19		96 XL	W	260	661	380 A A	
225/35ZR20		93 XL	Y	230	666	380 A A	
30	245/35ZR20	95 XL	W	248	680	380 A A	
	255/35ZR20	97 XL	W	260	686	380 A A	
30	225/30ZR20	85 XL	W	230	644	380 A A	

★ Available in 2018



ROADSTER R02S

SERIES

ROADSTER R02S



UHP



PRODUCT SUMMARY

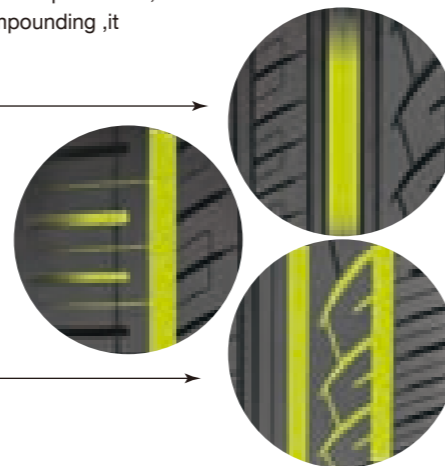
ROADSTER R02S features asymmetric tread pattern that help to promote a rapid water displacement, the smooth variable dimensions tread assist to reduce noise level, with enhanced compounding, it provides excellent traction for both wet and dry road surface.

DESIGN FEATURES

The strong center rib effectively improves the driving straight performance

Outboard block pattern improves the grip. The combination of groove and Steel disc reduce the tire noise.

Stagger inboard pattern and smooth drain, reduce the tread noise, balance the force of both side and ensure the even wear of tread.



Series	SIZE	Load Index	Speed	Section Width	Overall Diameter	UTQG	NOTE
55	275/55R20	117 XL	V	284	810	380 A A	
45	275/45ZR18	103	Y	273	705	380 A A	
	245/45ZR19	98	W	243	703	380 A A	
	275/45ZR19	108 XL	W	273	731	380 A A	
	275/45R20	110 XL	V	273	756	380 A A	★
	275/45R22	112 XL	V	273	807	380 A A	
	305/45R22	118 XL	V	303	833	380 A A	
40	255/40ZR19	100 XL	Y	248	679	380 A A	
	275/40ZR19	101	Y	278	703	380 A A	
	275/40ZR20	106 XL	W	278	728	380 A A	★
	265/40ZR22	106 XL	W	271	771	380 A A	
	305/40R22	114 XL	V	313	803	380 A A	
	285/40ZR24	112 XL	W	290	838	380 A A	★
35	265/35ZR18	97 XL	W	271	643	380 A A	
	275/35ZR19	96	Y	278	675	380 A A	
	285/35ZR19	99	W	290	683	380 A A	●
	315/35ZR20	110 XL	W	320	728	380 A A	★
	265/35ZR22	102 XL	W	271	745	380 A A	
	285/35ZR22	106 XL	W	290	759	380 A A	
	295/35R24	110 XL	V	301	816	380 A A	★
	305/35R24	112 XL	V	313	824	380 A A	★
30	255/30ZR19	91 XL	W	260	637	380 A A	●
	265/30ZR19	93 XL	W	271	643	380 A A	
	275/30ZR19	96 XL	W	278	649	380 A A	
	285/30ZR19	98 XL	Y	290	655	380 A A	
	295/30ZR19	100 XL	Y	301	661	380 A A	●
	275/30ZR20	97 XL	W	278	674	380 A A	
	235/30ZR22	90 XL	W	241	701	380 A A	
	245/30ZR22	92 XL	W	248	707	380 A A	
	255/30ZR22	95 XL	Y	260	713	380 A A	
	285/30ZR22	101 XL	W	290	731	380 A A	
	295/30ZR22	103 XL	W	301	737	380 A A	
	255/30ZR24	97 XL	W	260	764	380 A A	★
	295/30ZR26	107 XL	W	301	838	380 A A	★
	305/30ZR26	109 XL	W	313	844	380 A A	★
	25	275/25ZR24	96 XL	W	283	748	380 A A
295/25R28		103 XL	V	301	859	380 A A	★

● Available in 2017
★ Available in 2018



REVIMAX R03

SERIES

REVIMAX R03



UHP




DESIGN FEATURES

Broad vertical groove design effectively enhances lateral skid prevention capacity.

V-shape directional groove helps drainage and the shortening of braking distance, providing excellent grip under harsh road conditions and enhancing safety performance.

Solid pattern block on the shoulder ensures quick reaction and stability during turning, improving movement performance.

Straight rib in the tread center guarantees straight motion stability.



Series	SIZE	Load Index	Speed	Section Width	Overall Diameter	UTQG	NOTE
55	195/55R15	85	V			240 A A	★
	205/55R16	91	V			240 A A	★
	255/55R18	109 XL	V	265	737	240 A A	
50	195/50R15	82	V			240 A A	★
	255/50R18	102	V	265	713	240 A A	
45	185/45R15	75	V			240 A A	★
	205/45R16	87 XL	V			240 A A	★
	205/45R17	88 XL	V			240 A A	★
	215/45ZR17	91 XL	W	213	626	240 A A	
	225/45R17	94 XL	V			240 A A	★
	225/45R18	91	V			240 A A	★
	245/45R18	100 XL	Y			240 A A	★
245/45R19	98	Y			240 A A	★	
40	225/40ZR18	92 XL	W	230	637	240 A A	
	235/40R18	95 XL	V			240 A A	★
	245/40R18	97 XL	W			240 A A	★
	275/40R19	101	Y			240 A A	★
	245/40R20	95	Y			240 A A	★
35	265/35R18	93	W			240 A A	★
	285/35R18	101	W			240 A A	★
	235/35R19	91 XL	Y			240 A A	★
	285/35R20	100	Y			240 A A	★
	245/35R20	95 XL	Y			240 A A	★
30	265/30R19	93 XL	Y			240 A A	★
25	295/25R20	95	Y			240 A A	★

★ Available in 2018



REAC R05



PRODUCT SUMMARY

REAC R05 quiet design optimized to provide environmentally friendly, comfortable and safe driving experience.


DESIGN FEATURES

Four wide groove design provides excellent drainage and heat dissipation performance;

Antisymmetric intercept arrangement, staggered tread grooves reduce noise, to ensure uniform tread wear;

Large block lateral shoulder designed to provide high rigidity, precision handling, excellent cornering stability, and improve security;

Broad center rib design improves the stability under high-speed conditions.



REAC R05

SERIES

Series	SIZE	Load Index	Speed	Section Width	Overall Diameter	UTQG	NOTE
70	155/70R13	75	T	157	548	440 A A	
	165/70R13	79	T	170	562	440 A A	
	175/70R13	82	H	177	576	440 A A	
	185/70R13	86	T	189	590	440 A A	
	155/70R14	77	T	157	574	440 A A	
	175/70R14	84	T	177	602	440 A A	
	185/70R14	88	T	189	616	440 A A	
	195/70R14	91	H	201	630	440 A A	
65	155/65R13	77 XL	H	157	532	440 A A	
	165/65R13	77	H	170	544	440 A A	
	155/65R14	79 XL	H	157	558	440 A A	
	175/65R14	82	H	177	584	440 A A	
	185/65R14	86	H	189	596	440 A A	
	185/65R15	88	H	189	621	440 A A	
	195/65R15	91	H	201	635	440 A A	
	205/65R15	94	H	209	647	440 A A	
	215/65R15	100 XL	H	221	661	440 A A	
	205/65R16	95	V	209	672	440 A A	
	215/65R16	98	H	221	686	440 A A	
60	185/60R13	80	H	189	552	440 A A	
	185/60R14	82	H	189	578	440 A A	
	195/60R14	86	H	201	590	440 A A	
	185/60R15	88 XL	H	189	603	440 A A	
	195/60R15	88	V	201	615	440 A A	
	205/60R15	91	V	209	627	440 A A	
	195/60R16	91	V	201	640	440 A A	
	205/60R16	92	V	209	652	440 A A	
	215/60R16	95	V	221	664	440 A A	
	225/60R16	102 XL	H	228	676	440 A A	
55	165/55R14	72	V	170	538	440 A A	
	185/55R15	82	V	194	585	440 A A	★
	195/55R15	85	V	201	595	440 A A	
	185/55R16	83	H	194	610	440 A A	★
	205/55R16	94 XL	V	214	632	440 A A	
50	165/50R15	72	V	170	547	440 A A	
	175/50R15	75	H	182	557	440 A A	
	195/50R15	82	V	201	577	440 A A	

★ Available in 2018



RALEIGH R06



SUV

PRODUCT SUMMARY


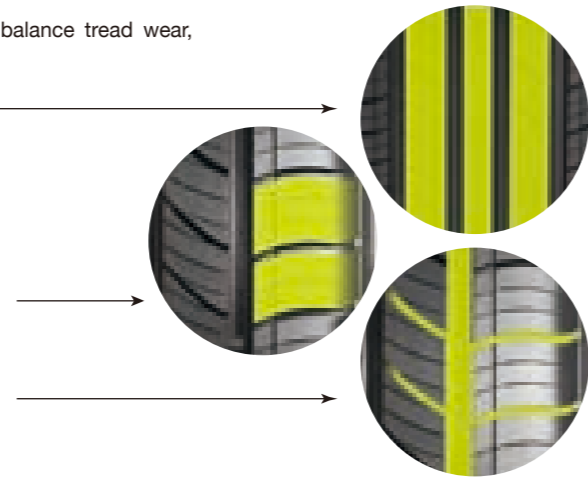
RALEIGH R06 "S" type variable intercept pattern groups to ensure balance tread wear, reduces tire noise and shock.

DESIGN FEATURES

Center pattern rib, improves the handling and stability performance under high speed driving. The Sipe pattern guarantees the safe performance on wet ground and reduces noise effectively.

"S" type variable intercept pattern groups, adopts spectrum interference and provides the perfect mute performance.

The smooth curved shoulder groove, improves the grip while drain, and improves the stability performance under dry and wet condition



RALEIGH R06

SERIES

Series	SIZE	Load Index	Speed	Section Width	Overall Diameter	UTQG	NOTE
75	215/75R15	100	S	216	703	440 A A	
	225/75R15	102	S	223	719	440 A A	
	235/75R15	105	T	235	733	440 A A	
70	205/70R15	96	T	209	669	440 A A	
	215/70R15	98	T	221	683	440 A A	
	215/70R16	100	H	221	708	440 A A	
	265/70R16	112	H	272	778	440 A A	●
	275/70R16	114	H	279	792	440 A A	●
	265/70R17	115	T	272	804	440 A A	
	265/70R18	116	H	272	829	440 A A	●
	275/70R18	116	H	279	843	440 A A	
65	225/65R17	102	H	228	724	440 A A	
	235/65R17	108 XL	V	240	738	440 A A	
	265/65R17	112	H	272	776	440 A A	
	285/65R17	116	H	292	802	440 A A	
	235/65R18	110 XL	H	240	763	440 A A	
	275/65R18	116	H	279	815	440 A A	★
60	235/60R16	100	V	240	688	440 A A	
	215/60R17	96	H	221	690	440 A A	
	225/60R17	99	V	228	702	440 A A	
	225/60R18	104 XL	H	228	727	440 A A	
	235/60R18	107 XL	V	240	739	440 A A	
	245/60R18	105	V	248	751	440 A A	
	265/60R18	110	H	272	775	440 A A	
	285/60R18	120 XL	V	292	799	440 A A	
	255/60R19	113 XL	H	260	789	440 A A	★
	275/60R20	115	H	279	838	440 A A	
55	225/55R18	102 XL	V	233	705	440 A A	
	235/55R18	100	V	245	715	440 A A	
	255/55R18	109 XL	V	265	737	440 A A	
	225/55ZR19	99	Y	233	731	440 A A	
	235/55ZR19	105 XL	W	245	741	440 A A	
	255/55R19	111 XL	V	265	763	440 A A	
	245/55ZR19	107 XL	W	253	753	440 A A	
	275/55R20	117 XL	H	284	810	440 A A	
235/55ZR20	105 XL	W	245	766	440 A A		

Series	SIZE	Load Index	Speed	Section Width	Overall Diameter	UTQG	NOTE
50	235/50ZR18	101 XL	W	245	693	440 A A	
	255/50ZR19	107 XL	W	265	739	440 A A	
	255/50R20	109 XL	V	265	764	440 A A	
	265/50R20	111 XL	V	277	774	440 A A	
	285/50R20	116 XL	V	297	794	440 A A	
45	285/45ZR19	111 XL	Y	285	739	440 A A	★
	245/45ZR20	103 XL	W	243	728	440 A A	
	275/45R20	110 XL	V	273	756	440 A A	
40	275/40ZR20	106 XL	W	278	728	440 A A	

● Available in 2017
★ Available in 2018



Raxus R07

SERIES

Series	SIZE	Ply Rating	Load Index	Speed	Section Width	Overall Diameter	NOTE
80	185R14C	8PR	102/100	S	188	650	
	185R14C	8PR	102/100	S	188	650	WSW
	195R14C	8PR	106/104	S	198	666	
	195R14C	8PR	106/104	S	198	666	WSW
	195R15C	8PR	106/104	S	198	690	
75	185/75R16C	8PR	104/102	S	184	684	
	195/75R16C	8PR	107/105	S	196	698	
	215/75R16C	8PR	113/111	S	216	728	
70	195/70R15C	8PR	104/102	S	201	655	
	215/70R15C	8PR	109/107	S	221	683	
	225/70R15C	8PR	112/110	S	228	697	
	225/70R15C	8PR	112/110	S	228	697	WSW
65	175/65R14C	6PR	90/88	T	177	584	
	215/65R15C	6PR	104/102	T	221	661	
	195/65R16C	8PR	104/102	T	201	660	
	215/65R16C	8PR	109/107	T	221	686	
	225/65R16C	8PR	112/110	T	228	698	
	235/65R16C	8PR	115/113	T	240	712	

Raxus R07



LT



PRODUCT SUMMARY

RAXUS R07 adopting wear-resistant formulations and sturdy carcass structure, the tire has excellent wear resistance, longer tire life, with exceptional fuel economy.

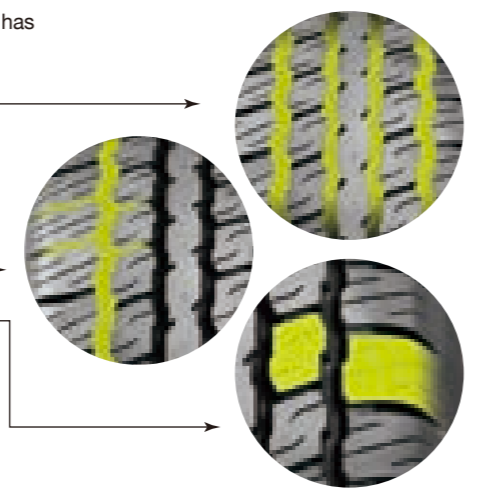
DESIGN FEATURES

4 main groove design provides excellent drainage and driving stability performance, zigzag groove design improves grip on mix road conditions;

The lateral groove design, provide the excellent drainage and non-skid performance;

Large tread pattern block design guarantees sufficient tyre contact area and provides outstanding dry/wet handling performance.

High-intensity framework material enhances loading capacity of tyres ,wear-resistant tread compound with deep groove design increases tyre mileage.





RAMMER R08

SERIES

RAMMER R08



MT



SIZE	Ply Rating	Load Index	Speed	Section Width	Overall Diameter	NOTE
31 × 10.50R15LT	6PR	109	Q	268	781	★
33 × 12.50R15LT	6PR	108	Q	268	832	★
35 × 12.50R17LT	10PR	121	Q	318	883	★
33 × 12.50R18LT	10PR	118	Q	318	832	
35 × 12.50R18LT	10PR	123	Q	318	883	★
33 × 12.50R20LT	10PR	114	Q	318	832	
35 × 12.50R20LT	10PR	121	Q	318	883	
33 × 12.50R22LT	10PR	109	Q	318	832	
35 × 12.50R22LT	10PR	117	Q	318	883	
235/75R15LT	6PR	104/101	Q	235	739	★
305/70R16LT	8PR	118/115	Q	311	840	★
245/75R16LT	10PR	120/116	Q	248	780	
265/75R16LT	10PR	123/120	Q	267	810	
285/75R16LT	10PR	126/123	Q	286	840	★
315/75R16LT	10PR	127/124	Q	313	884	★
235/85R16LT	10PR	120/116	Q	235	812	★
265/70R17LT	10PR	121/118	Q	272	810	
285/70R17LT	10PR	121/118	Q	292	838	
315/70R17LT	10PR	121/118	Q	323	880	

PRODUCT SUMMARY

RAMMER R08 is a ultra-high performance off-road tire designed by RYDANZ. Advanced bionics design tread pattern offers strong adhesive traction on on variety off-road condition. The design improves the comfortability on poor road condition, and has durable and stout characteristic.

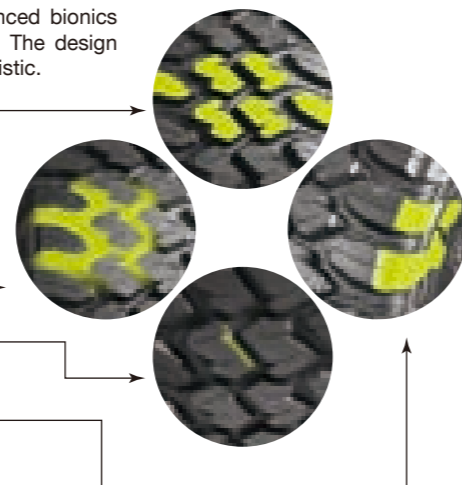
DESIGN FEATURES

Reasonable arrangement sipe on the pattern block, enhance the tire wet performance and handling

Much zigzag grooves improves grip on the non-pavement road

Design of three dimensional step and cutting corner, effectively reduce tire wear.

Design of three dimensional cutting corner on the tire shoulder, improves traction and handling performance on the non-pavement road



★ Available in 2018



RAPTOR R09

SERIES



RAPTOR R09



AT

PRODUCT SUMMARY

RAPTOR R09 is a A/T tire with performance on paved road and off road. Special rubber core design, improves effectively the tire wear.

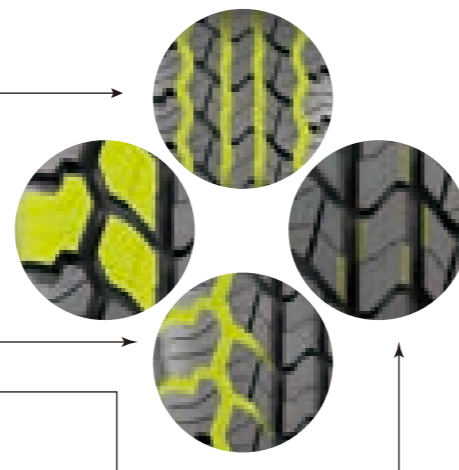
DESIGN FEATURES

Four lengthways mains groove design, offers excellent straight driving performance.

The strong lateral shoulder block designed for four-wheel drive vehicle, ensures the passing performance on complicated road.

The lateral groove design, provide the excellent drainage and non-skid performance

The special groove wall design, improves the self-cleaning performance, and ensures the off road performance



Series	SIZE	Ply Rating	Load Index	Speed	Section Width	Overall Diameter	UTQG
85	LT235/85R16	10PR	120/116	S	235	806	
75	205/75R15		99 XL	S	203	689	440 A A
	235/75R15		109 XL	S	235	733	440 A A
	245/75R16		109	S	248	774	440 A A
	265/75R16		116	S	267	804	440 A A
	LT215/75R15	6PR	100/97	S	216	703	
	LT235/75R15	8PR	110/107	S	235	733	
	LT245/75R16	10PR	120/116	Q	248	774	
	LT265/75R16	10PR	123/120	Q	267	804	
	LT285/75R16	10PR	126/123	Q	286	834	
70	LT245/75R17	10PR	121/118	S	248	800	
	205/70R14		98 XL	T	209	644	440 A A
	265/70R15		112	S	272	753	440 A A
	215/70R16		100	H	221	708	440 A A
	235/70R16		106	T	240	736	440 A A
	245/70R16		111 XL	S	248	750	440 A A
	255/70R16		111	S	260	764	440 A A
	265/70R16		112	S	272	778	440 A A
	LT265/70R17	10PR	121/118	S	272	804	
LT285/70R17	10PR	121/118	S	292	832		
65	235/65R17		108 XL	H	240	738	440 A A
	245/65R17		107	H	248	750	440 A A
	265/65R17		112	H	272	776	440 A A
	275/65R17		115	H	279	790	440 A A
60	205/60R15		95 XL	H	209	627	440 A A
	275/60R17		110	H	279	762	440 A A
	285/60R18		120 XL	H	292	799	440 A A
	275/60R20		115	H	279	838	440 A A
50	265/50R20		111 XL	H	277	774	440 A A
	LT31 x 10.50R15	6PR	109	Q	268	775	
	LT30 x 9.50R15	6PR	104	Q	240	750	



NORDICA NR01

RYDANZ
Driven By Technology
NORDICA NR01
25/26

SERIES

NORDICA NR01



SNOW



PRODUCT SUMMARY


The optimized three-dimensional winding groove pattern design of NORDICA NR01, ensure the block rigid while improving the grip. Nanoscale SILICA compound, effectively improves the low temperature performance and wet-skid resistance, reduces the rolling resistance, and make the driving safer in rain and snow wheather.

DESIGN FEATURES

V-shape groove design improves excellent handling, dry/wet grip, drainage and snow performance.

The three-dimensional steel disc design in the shoulder improves friction between tread and ice road, meanwhile reduces noise. Thus better comfort and safety performance are provided

Assisted groove design strengthens grip, drainage and braking performance
Center consecutive tread pattern design, ensure the stability of straight driving.
Lateral three-dimensional steel disc improves tread dlasticity, enhances grip and safe handling performance on ice and snow road.



Series	SIZE	Load Index	Speed	Section Width	Overall Diameter
75	215/75R15	100	T	216	703
70	175/70R13	82	T	177	576
	175/70R14	84	T	177	602
	235/70R16	109 XL	T	240	736
65	185/65R14	86	H	189	596
	185/65R15	92 XL	T	189	621
	195/65R15	91	H	201	635
	205/65R15	99 XL	H	209	647
	235/65R17	108 XL	H	240	738
	265/65R17	112	H	272	776
60	185/60R14	82	H	189	578
	185/60R15	88 XL	T	189	603
	195/60R15	88	H	201	615
	235/60R16	104 XL	H	240	688
	215/60R17	100 XL	H	221	690
	225/60R17	99	H	228	702
	225/60R18	104 XL	H	228	727
	235/60R18	107 XL	H	240	739
55	195/55R15	89 XL	H	201	595
	195/55R16	91 XL	H	201	620
	205/55R16	94 XL	H	214	632
	215/55R16	97 XL	V	226	642
	215/55R17	98 XL	V	226	668
	225/55R17	101 XL	V	233	680
	235/55R18	104XL	V	245	715
	245/55R19	103	V	253	753
50	205/50R17	93 XL	V	214	638
	215/50R17	95	V	226	648
	225/50R17	98 XL	V	233	658
	235/50R18	101 XL	V	245	693
	255/50R19	103 XL	V	265	739
45	225/45R17	94 XL	V	225	634
	235/45R17	97 XL	V	236	644
	225/45R18	95 XL	V	225	659
	245/45R18	100 XL	V	243	677
	245/45R20	103 XL	V	243	728
40	275/45R20	110 XL	V	273	756
	225/40R18	92 XL	V	230	637
	245/40R18	97 XL	V	248	653



NORDICA NR11

SERIES

Series	SIZE	Load Index	Speed	Section Width	Overall Diameter
70	175/70R14	88 XL	T	177	602
65	195/65R15	91	H	201	635
60	195/60R15	88	H	201	615

NORDICA NR11



SNOW



PRODUCT SUMMARY

Super powerful traction, cross the snow world.
Three-dimensional design of steel sheet, increases the area and friction between the tread and road. This ensure the tire grip one road with ice and snow.
Special silica compound and foam technology design ensure the tire malleability in low temperature, enhance the friction with road.
Design with serration in shoulder, improves the grip, braking one road with ice and snow.
Design of 3 wide main grooves with optimized angle, enhance the drainage and anti-skidding performance.

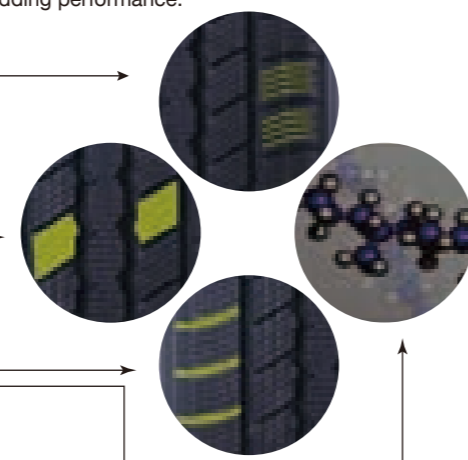
DESIGN FEATURES

Design of 3 wide main grooves with optimized angle, insures the high speed performance , improves the drainage, anti-skidding performance, and the braking performance on road with ice and snow.

Design with middle pattern block,decreases the block deformation in braking, and improves the tire life and handling performance.

Design with serration in shoulder, improves the grip, braking and the safety performance on road with ice and snow.

Special silica compound design, ensure the tire malleability in low temperature. This helps increase the friction with road.



RYDANZ

Driven By Technology

